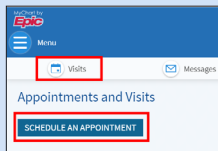


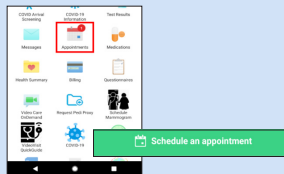
# Schedule Your COVID-19 Vaccination in MyChart

- 1 Go to **MyChart.YNHHS.org** (click the link in the email), or open your MyChart app on your mobile device.
- 2 From the Website, click **Visits**. Then click **Schedule an Appointment**.  
From the App, click **Appointments**. Then click **Schedule an Appointment**.

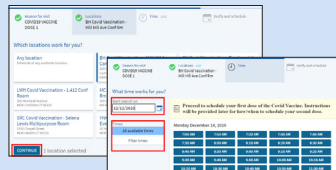
Website:



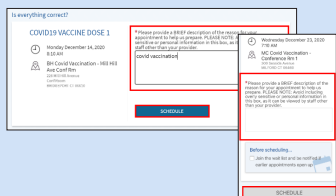
App:



- 3 Locate the box with the **Dose 1 or 2 order** and click **Schedule Now**.
- 4 Select a **Location**, Click **Continue**. Then select a **date and time**.



- 5 **VERY IMPORTANT!** Enter a **reason** in the box and click **Continue** to complete the scheduling process.



That's it! You're good to go!

Yale  
NewHaven  
Health

